

Installing MOHRadiant

What we are going to do:

Okay, going to install MOHRadiant on your computer

Get Going!

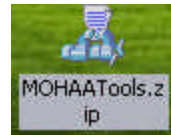
I presume you already have already downloaded MOHRadiant from me either:

www.mohaa.ea.com

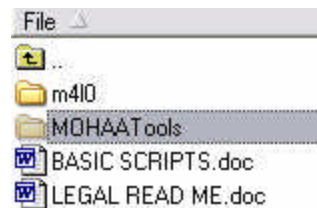
or

[from my site](#)

Either way, download it and open the "mohaatools.zip" file:



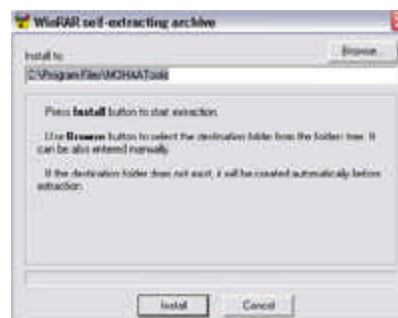
When you have this file, double click it and then double click on "MOHAATools":



Then click on "MOHAATools.exe":



A screen screen will pop up asking you where you want to install it, just leave everything where i then click the "install button":



It will then install all the appropriate files.

Now go to the directory "C:\Program Files\MOHAATools" and copy the file "entdefs.pk3" to tl directory/your mohaa directory "C:\Program Files\EA GAMES\MOHAA\main".

